

**Worldwide compatible coupling system**

**Quick-action coupling (Coupling with gas shut-off valve): DKG**

**Type DKG for in-hose or torch side connection**

The quick-action coupling DKG according to EN561, ISO 7289:

- safe interruption of gas flow by automatic gas cut-off when disconnecting
- no mixing up by different coding of coupling pins
- prevents accidental disconnection
- all metal components in brass 2.0401 / spring 1.4310

**Safety elements of the IBEDA quick-action coupling DKG:**

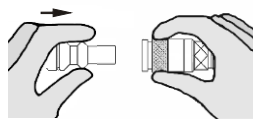
- SV Shut-off valve

**Function:**

- Push-Systems

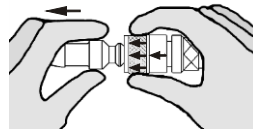
**Coupling:**

hold the sleeve and connect it with the coupling pin by pressing both parts together until they are locked.



**Uncoupling:**

push the sleeve forward and remove the coupling pin from the coupling body.



**Tested with  
6000 cycles**

**Maintenance:**

Couplings are wearing parts and have to be tested by a qualified and authorised person (at least once a year). The tests have to be performed when the couplings are connected as well as disconnected.

Leakage tests are to be performed with inert gas or air (free from oil and grease) or the operating gas.

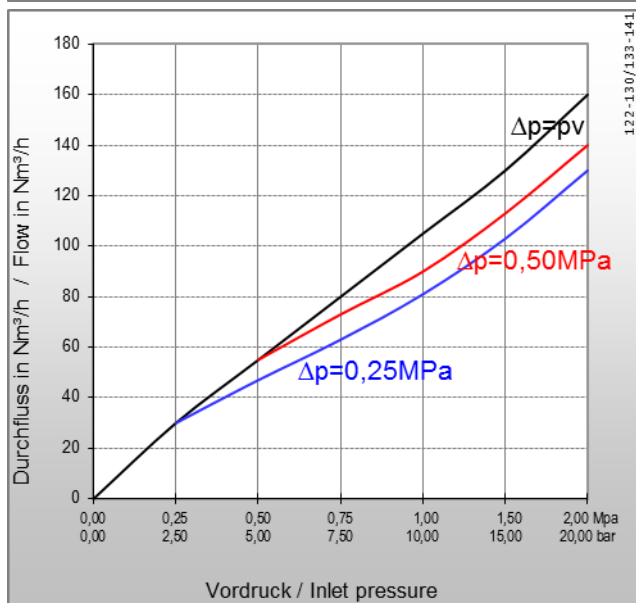
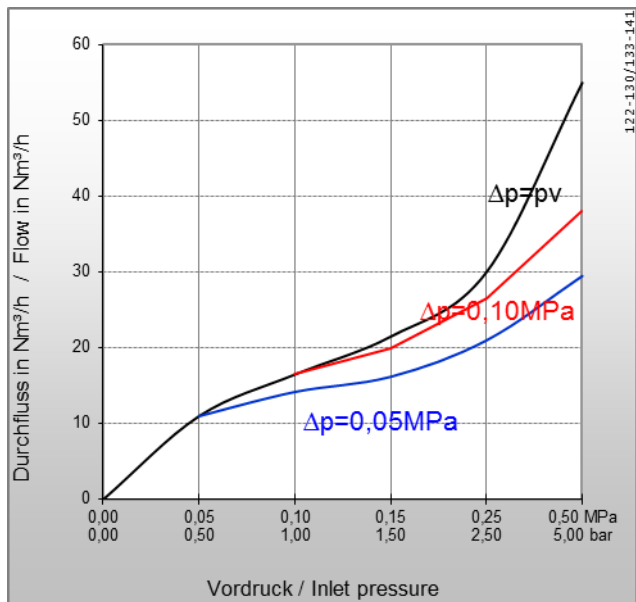
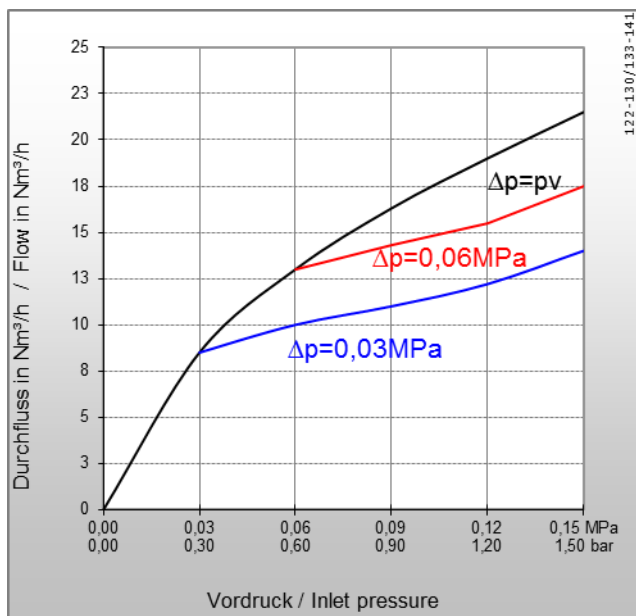
It is not allowed to open the quick-action couplings.

Technical Data:						
<b>Gas types:</b>	Acetylene (A)	Hydrogen (H) Industrial Gas (C)	Natural Gas (Methane) (M) Propane (P)	Oxygen (O)	Compressed Air (D) Nitrogen <sup>2)</sup> (N) Carbon dioxide <sup>2)</sup> (N) Argon <sup>2)</sup> (N) Helium <sup>2)</sup> (N)	
<b>Working pressure:</b>	0,15 MPa 1,5 bar	2,0 MPa 20 bar	2,0 MPa 20 bar	2,0 MPa 20 bar		
<b>Gas temperature:</b>	-20°C up to +70°C ( Oxygen -20°C up to +60°C)					
<b>Ambient temperature:</b>	-20°C up to +70°C					
<b>Threads:</b> EN 560 ISO / TR 28821	G3/8LH M16x1,5LH UNF9/16-18LH UNF5/8-18LH			G1/4RH G3/8RH M16x1,5RH UNF9/16-18RH UNF5/8-18RH		
<b>Measure and weight:</b>	diameter:		length:		weight:	
	21,0 mm		53,0 mm		80,0 g	
<b>Compatible with:</b>	Coupling pin D1, D2 and D4					

Other materials, surface finishing, gas types and additional connections available on request.

**BAM certified couplings:** Fuel gas > DKT-F; DKG-F; DKD-F <; Oxygen > DKT-O; DKG-O; DKD-O <

<sup>2)</sup> These gas types are not covered by the BAM certification.



## Type: DKG

### Flow rates [air]:

pv = Primary pressure

ph = Secondary pressure

$\Delta p$  = Primary pressure minus Secondary pressure

### Conversion Factors:

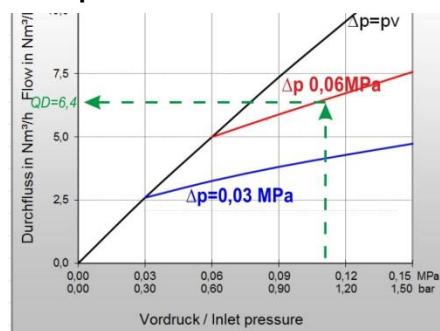
0,1 MPa = 1 bar = 100 kpa = 14,504 psi

1 m<sup>3</sup>/h = 35,31 cu ft/h

	A	H	P	M	M	O	E	L
QG ▶	C <sub>2</sub> H <sub>2</sub>	H <sub>2</sub>	C <sub>3</sub> H <sub>8</sub>	CH <sub>4</sub> +C	CH <sub>4</sub>	O <sub>2</sub>	C <sub>2</sub> H <sub>4</sub>	C <sub>3</sub> H <sub>6</sub>
F	1,2	3,8*	0,90	1,25	1,4	0,95	1,02	0,92

\* Conversion factor 2.5 for devices comprising a flame arrester  
The conversion factor for free flow is 3.8.  
(Reference: BAM report 220, D. Lietze)

### Example:



$$QG = QD \times F$$

$$QG \blacktriangleright A = 6,4 \times 1,2 = 7,68 \text{ m}^3/\text{h C}_2\text{H}_2$$

QG = flow / gas type

F = conversion factor

QD = flow / air

### Certification / Technical Standards / Rules

BAM Federal Institute for Materials Research and Testing, DGUV German Employer's liability insurance association rules and regulations, DVS German Association for Welding, Cutting and Allied Processes, TRBS German Technical rules for operation safety

### Standards/ Approvals

Company certified according to ISO 9001:2015 and ISO 14001:2015, CE-marking according to: Pressure Equipment Directive 2014/68/EU

(Subject to change without notice)